

Titan SF100 column clamp system from

ISCHEBECK®

**TITAN**



# Titan SF100 column clamp system from

ISCHEBECK®

**TITAN**

Column clamps are assembled with 4 no. bolted corners and 4 no. hinged for ease of striking on a typical 3.0m high column.

'L' shaped column shutters are then crane handled and refixed by only 4 no. tie bars.

The individual column arms of 1.0m and 1.37m can be used in isolation as formwork soldiers on stop-end and foundation shutters.

- Large supporting length. i.e. for 5.4m column height only 4 column clamps required.
- Labour costs reduced for each transfer & re-fixing.
- Designated for maximum concrete pressures.
- Universal clamp for all column dimensions.
- No sanding of edges required.
- Available as a complete column formwork system incl. clamps, plumbing props, concreting chutes, working platforms and lifting hooks.
- Formwork can be stripped diagonally and transferred in two halves

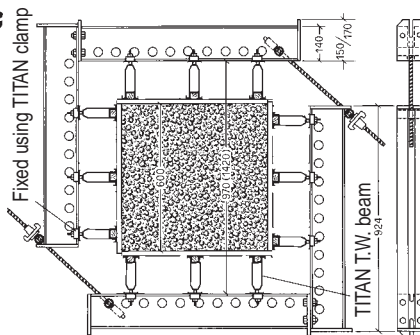
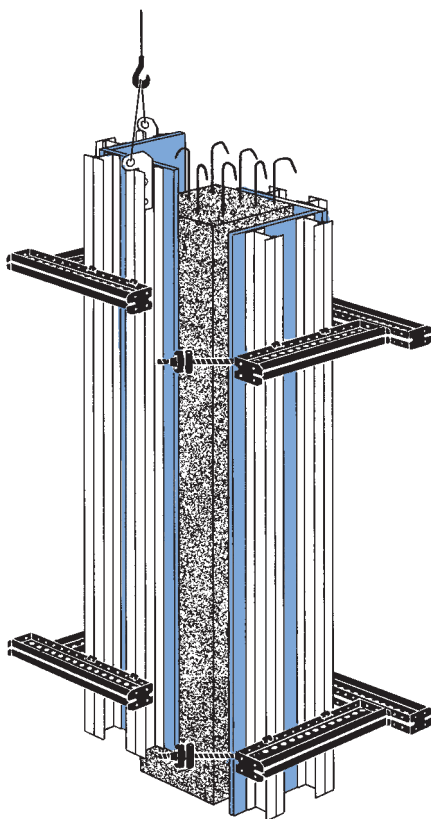
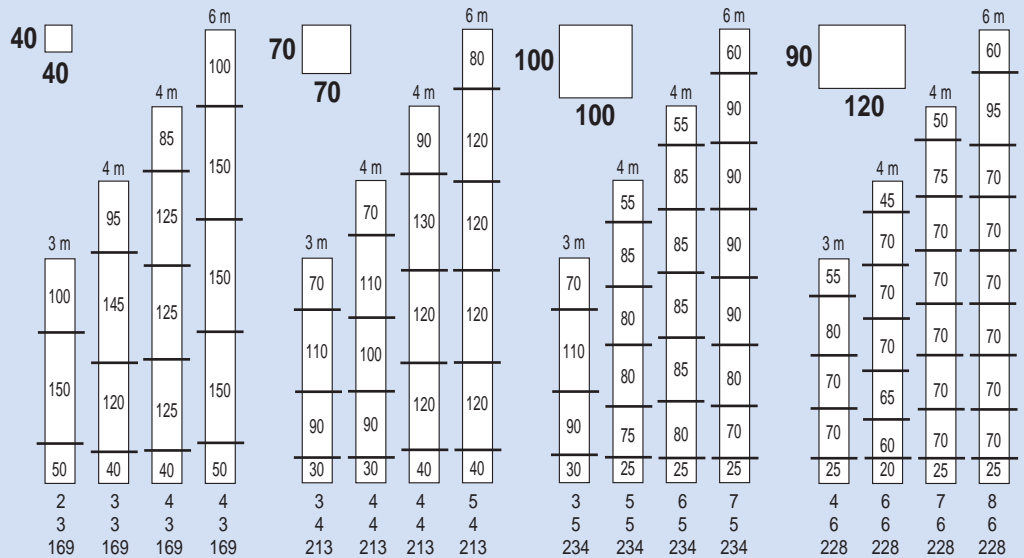


# Titan SF100 column clamp system from

# ISCHEBECK®

# TITAN

## Typical column arrangements



One set consists of

- 4 supports
- 2 clamping sets 15mm dia x 650mm
- 8 bolts M 16 x 35 galvanised

Access brackets and lifting plates are also available



Description for ordering	Titan SF 100/100	Titan SF 100/137
For square columns to max. (cm)	60/60	100/100
For rectangular columns to max. (cm)	80/50	120/90
Continuous adjustable length of support (mm)	999	1370
Elastic modulus (cm <sup>3</sup> )	81.2	81.2
Weight of each hot-dip galvanised set (kg)	80	104

# ISCHEBECK TITAN



## Ischebeck Titan Group

Founded in Germany over 120 years ago Ischebeck is renowned internationally for its aluminium formwork and false work systems, trench support systems and ground engineering products.

## Ischebeck Titan Ltd

The company operates from headquarters centrally located in the heart of the UK.



## Product Availability

Substantial stocks of equipment are available ex-stock from the company's strategically located 4-acre distribution site, with most main product lines available nationwide on a 48-hour delivery. Products are available for both hire and outright purchase.

## Technical Support

We will participate in concept stage development. Providing input on applications, production rates, budget design, programming and costings. Active for on site support and training. We can provide guidance on industry special European and national standards.



### HEAD OFFICE

John Dean House  
Wellington Road  
Burton upon Trent  
Staffordshire DE14 2TG  
Tel: 01283 515677 Fax: 01283 516126  
[www.ischebeck-titan.co.uk](http://www.ischebeck-titan.co.uk)  
E-mail: [sales@ischebeck-titan.co.uk](mailto:sales@ischebeck-titan.co.uk)

### NORTHERN REGIONAL OFFICE & DESIGN OFFICE

Hollinwood Business Centre  
Albert Mills Albert Street  
Hollinwood Oldham OL8 3QP  
Tel: 0161 682 4732 Fax: 0161 684 3603  
E-mail: [technical@ischebeck-titan.co.uk](mailto:technical@ischebeck-titan.co.uk)

Since our policy is one of continuous improvement we reserve the right to change without prior notice the specifications and methods of construction mentioned in this document. No responsibility whatsoever can be accepted for any errors or omissions in, or misinterpretation of the contents. Products must be used in conformity with safe practices and applicable codes and regulations. Photos and details shown are for general guidance only and may vary according to circumstances. For specific information refer to Ischebeck Titan Limited. Copyright reserved.